

MEGIN II M  
LENSES  
LED



Megin II M



220-240V  
50-60Hz

LED

CRI  
70+  
Ra

CCT  
3000  
K

CCT  
4000  
K

ECC  
ECC + CLO

EDO  
DALI + CLO

EBC  
100-50%+CLO

INT DIM+CLO

IP  
67

IK  
09

IK  
10  
on request

EN	DE	FR	SK	ES	IT	RU
<b>Mounting</b> Pole-top/side entry installation (PMT) <b>Light source</b> LED <b>Optical system</b> Lenses (L01) On request L02, L03, L04, L05, L06, L07, L08, L09, L10, L11, L12, L18 <b>Wiring</b> Electronic control gear FIX/DALI/STEP DIM/INT DIM + CONSTANT LUMEN OUTPUT (ECC/EDO/EBC/EPO) External lead-in flexible cable <b>Materials</b> Housing: die-cast aluminium Cover: polycarbonate Frame: sheet steel Tilttable spigot: die cast aluminium <b>Surface finish</b> Housing: grey RAL 9006 (G06) <b>Service lifetime</b> 100,000 hours/L90/B10 (ta 25°C) - 25/35/44/59/71W 100,000 hours/L80/B10 (ta 25°C) - 87/122W <b>Ambient temperature</b> From -40 °C to +50 °C	<b>Montage</b> Aufsatz-/Seitenansatz-Installation (PMT) <b>Lichtquelle</b> LED <b>Optisches System</b> Linsen (L01) Auf Anfrage: L02, L03, L04, L05, L06, L07, L08, L09, L10, L11, L12, L18 <b>Vorschaltgerät</b> Elektronisches Vorschaltgerät FIX/DALI/STEP DIM/INT DIM + CONSTANT LUMEN OUTPUT (ECC/EDO/EBC/EPO) Externes Anschlusskabel <b>Material</b> Körper: Aluminiumdruckguss Abdeckung: Polycarbonat Rahmen: Stahlblech Schwenkbarer Zapfen: Aluminiumdruckguss <b>Oberflächenveredelung</b> Körper: grau RAL 9006 (G06) <b>Lebensdauer</b> 100,000 Stunden/L90/B10 (ta 25°C) - 25/35/44/59/71W 100,000 Stunden/L80/B10 (ta 25°C) - 87/122W <b>Umgebungstemperatur</b> Von -40 °C bis +50 °C	<b>Montage</b> Installation supérieur du pôle/d'entrée latérale (PMT) <b>Source lumineuse</b> LED <b>Système optique</b> Lentilles (L01) Sur demande: L02, L03, L04, L05, L06, L07, L08, L09, L10, L11, L12, L18 <b>Équipement électrique</b> Ballast électronique FIX/DALI/STEP DIM/INT DIM + CONSTANT LUMEN OUTPUT (ECC/EDO/EBC/EPO) Artère externe <b>Matériels</b> Corps: aluminium moulé sous pression Couvercle: polycarbonate Cadre: tôle d'acier Ergot inclinable: aluminium moulé sous pression <b>Finition de surface</b> Corps: gris RAL 9006 (G06) <b>Durée de vie utile</b> 100,000 heures/L90/B10 (ta 25°C) - 25/35/44/59/71W 100,000 heures/L80/B10 (ta 25°C) - 87/122W <b>Température ambiante</b> De -40 °C à +50 °C	<b>Montáž</b> Montáž na stĺp/zo strany (PMT) <b>Svetelný zdroj</b> LED <b>Optický systém</b> Šošovky (L01) Na požiadanie: L02, L03, L04, L05, L06, L07, L08, L09, L10, L11, L12, L18 <b>Elektrická výbava</b> Elektronický predradník FIX/DALI/STEP DIM/INT DIM + CONSTANT LUMEN OUTPUT (ECC/EDO/EBC/EPO) Prívodný napájadí kábel <b>Material</b> Teleso: hliníkový odliatok Kryt: polykarbonát Rám: oceľový plech Sklopný nástavec: hliníkový odliatok <b>Povrchová úprava</b> Teleso: šedá RAL 9006 (G06) <b>Servisná životnosť</b> 100,000 hodín/L90/B10 (ta 25°C) - 25/35/44/59/71W 100,000 hodín/L80/B10 (ta 25°C) - 87/122W <b>Teplota okolia</b> Od -40 °C do +50 °C	<b>Montaje</b> Instalación en poste superior/de acceso lateral (PMT) <b>Fuente luminica</b> LED <b>Sistema óptico</b> Lentes (L01) A petición: L02, L03, L04, L05, L06, L07, L08, L09, L10, L11, L12, L18 <b>Cableado</b> Equipo de control electrónico FIX/DALI/STEP DIM/INT DIM + CONSTANT LUMEN OUTPUT (ECC/EDO/EBC/EPO) Cable alimentador externo <b>Material</b> Cuerpo: aluminio moldeado Cubierta: policarbonato Marco: lámina de acero Espiga inclinable: aluminio moldeado <b>Tratamiento de la superficie</b> Cuerpo: gris RAL 9006 (G06) <b>Vida útil</b> 100,000 horas/L90/B10 (ta 25°C) - 25/35/44/59/71W 100,000 horas/L80/B10 (ta 25°C) - 87/122W <b>Temperatura ambiente</b> Desde -40 °C a +50 °C	<b>Installazione</b> Installazione testa palo/ingresso laterale (PMT) <b>Sorgente luminosa</b> LED <b>Sistema ottico</b> Lenti (L01) Su richiesta: L02, L03, L04, L05, L06, L07, L08, L09, L10, L11, L12, L18 <b>Cablaggio</b> Ballast elettronico FIX/DALI/STEP DIM/INT DIM + CONSTANT LUMEN OUTPUT (ECC/EDO/EBC/EPO) Cavetto di alimentazione esterno <b>Materiali</b> Corpo: pressofusione di alluminio Copertura: policarbonato Cornice: lamina d'acciaio Perno inclinabile: pressofusione di alluminio <b>Finitura</b> Corpo: grigio RAL 9006 (G06) <b>Durata di vita</b> 100,000 ore/L90/B10 (ta 25°C) - 25/35/44/59/71W 100,000 ore/L80/B10 (ta 25°C) - 87/122W <b>Temperatura d'ambiente</b> Da -40 °C a +50 °C	<b>Установка</b> Установка на верушке мачты / со стороны входа (PMT) <b>Источник света</b> LED <b>Оптическая система</b> Линзы (L01) По запросу: L02, L03, L04, L05, L06, L07, L08, L09, L10, L11, L12, L18 <b>Электрическое оснащение</b> Электронный аппарат FIX/DALI/STEP DIM/INT DIM + CONSTANT LUMEN OUTPUT (ECC/EDO/EBC/EPO) Внешний свинца в гибком кабеле <b>Материал</b> Корпус: литой алюминий Крышка: поликарбонат Каркас: листовая сталь Поворотный патрубок: литой алюминий <b>Отделка поверхности</b> Корпус: серый RAL 9006 (G06) <b>Срок службы</b> 100,000 часов/L90/B10 (ta 25°C) - 25/35/44/59/71W 100,000 часов/L80/B10 (ta 25°C) - 87/122W <b>Температура окружающей среды</b> От -40 °C до +50 °C

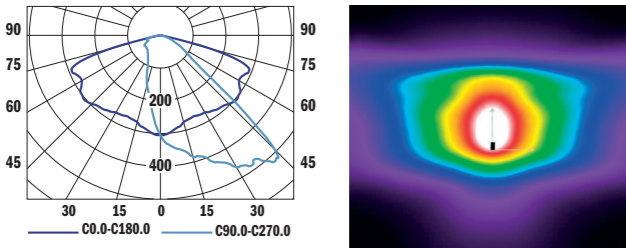
THE MANUFACTURER CONTINUES TO DEVELOP PRODUCTS THROUGHOUT THEIR LIFETIME. THEREFORE, THE COMPANY RESERVES THE RIGHT TO MODIFY MATERIALS, COMPONENTS, AND TECHNICAL PARAMETERS WITHOUT NOTICE. LUMINOUS OUTPUT AND ELECTRICAL LOAD HAVE AN INITIAL TOLERANCE OF +/- 10 % FROM NOMINAL. FAILURE OF ONE LED LIGHT POINT WITHIN A LUMINAIRE DOES NOT IMPAIR FUNCTIONAL PERFORMANCE AND SO IS NOT CLASSIFIED AS REASON FOR COMPLAINT.

Low-glare lens optics that deliver any of 13 different LDCs means there is a MEGIN for any application – from roads and pavements through squares and paths to junctions and pedestrian crossings.



L01

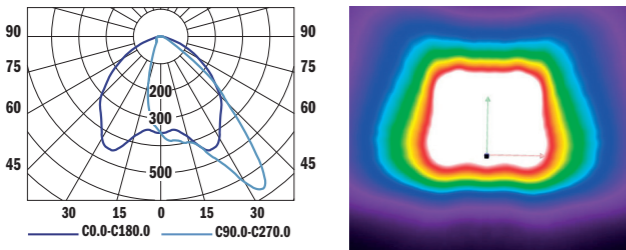
Determined for the illumination of streets with or without pavements. Light is distributed in front and to the sides of the luminaire, but not behind so as to minimise light pollution.



Optical system has been carefully designed by experienced optical engineers to ensure its suitability for areas where glare control is important according to Luminous Intensity Classification EN 13201-1 Appendix A1.

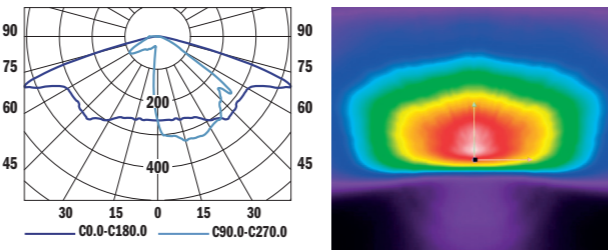
L02

Determined for the illumination of wide streets or similar areas. Light is distributed predominantly in front of the luminaire so as to reach further, as to minimise light pollution.



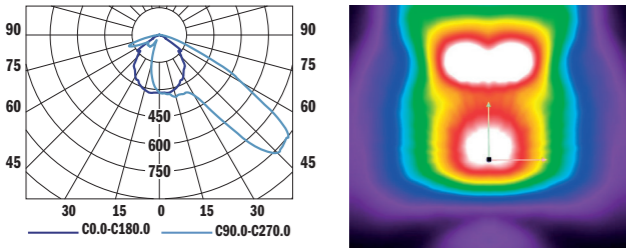
L04

Determined for the illumination of streets with or without pavements. Light is distributed in front and to the sides of the luminaire, but not behind so as to minimise light pollution.



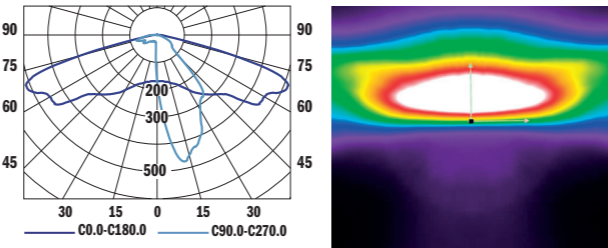
L03

Determined for the illumination of wide streets or similar areas. Light is distributed predominantly in front of the luminaire so as to reach further.



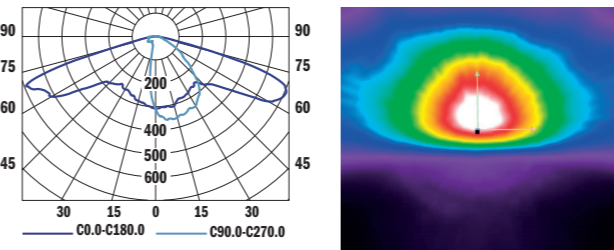
L05

Determined for the illumination of streets with or without pavements. Light is distributed in front and to the sides of the luminaire, but not behind so as to minimise light pollution.



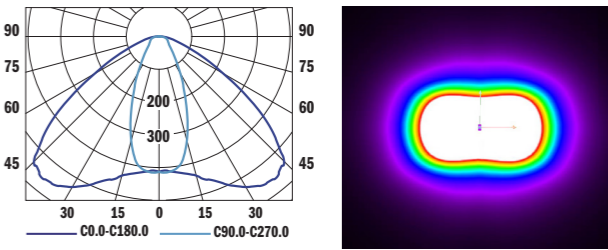
L06

Determined for the illumination of streets with or without pavements. Light is distributed in front and to the sides of the luminaire, but not behind so as to minimise light pollution.



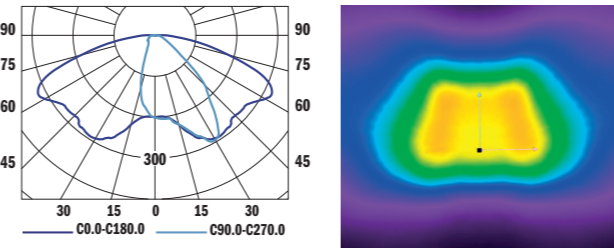
L10

Determined for the illumination of open spaces such as squares and parks. Light is distributed in all directions.



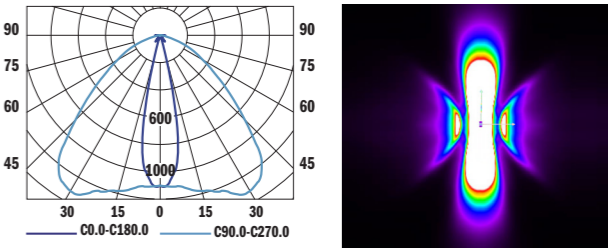
L07

Determined for the illumination of streets with or without pavements. Light is distributed in front and to the sides of the luminaire, but not behind so as to minimise light pollution.



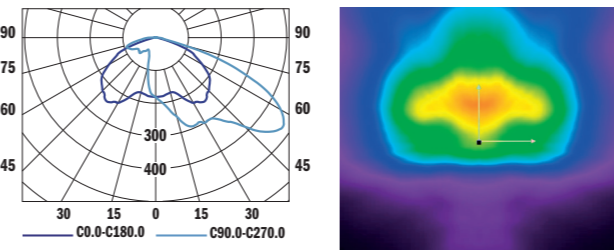
L11

Determined for the illumination of pathways where luminaires are located centrally. Light is distributed to either side of the luminaire.



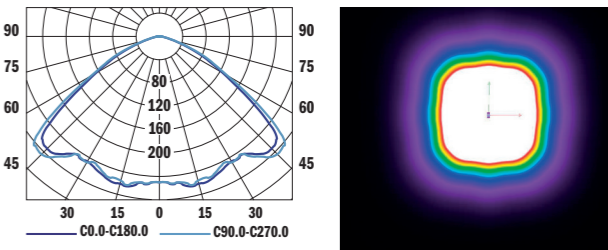
L08

Determined for the illumination of streets with or without pavements. Light is distributed in front and to the sides of the luminaire, but not behind so as to minimise light pollution.



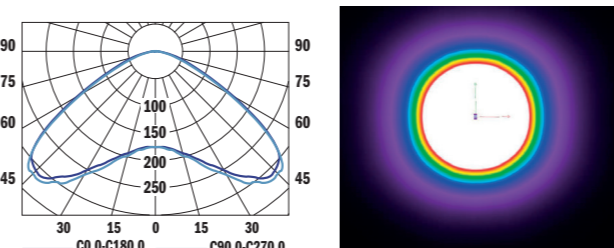
L12

Determined for the illumination of open spaces such as squares and parks. Light is distributed in all directions.



L09

Determined for the illumination of streets with or without pavements. Light is distributed in front and to the sides of the luminaire, but not behind so as to minimise light pollution.



L18

Determined for the illumination of pedestrian crossings. Light is focused on waiting and crossing pedestrians, and not elsewhere on the street or pavement, to maximise contrast and identification.

